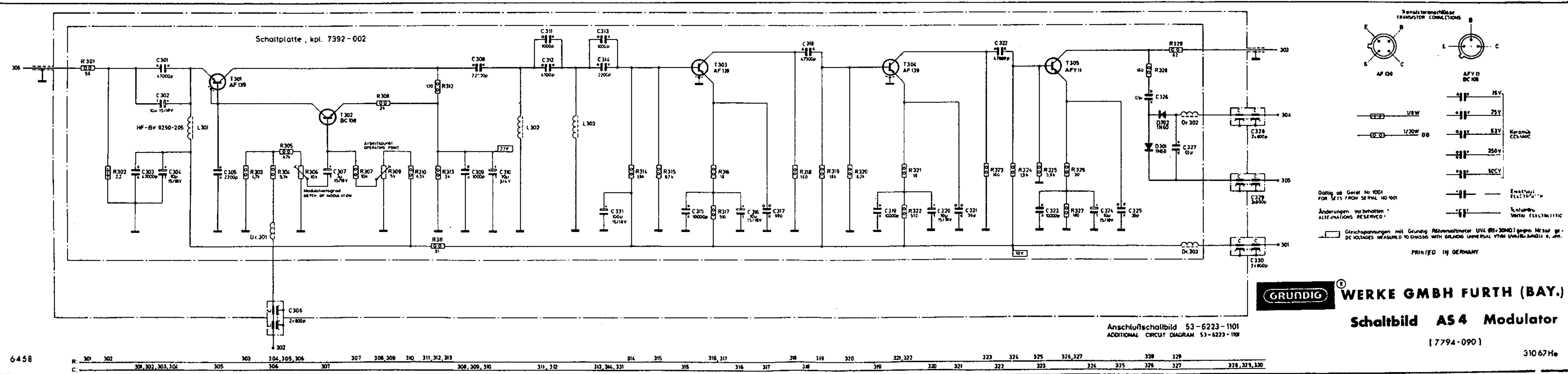


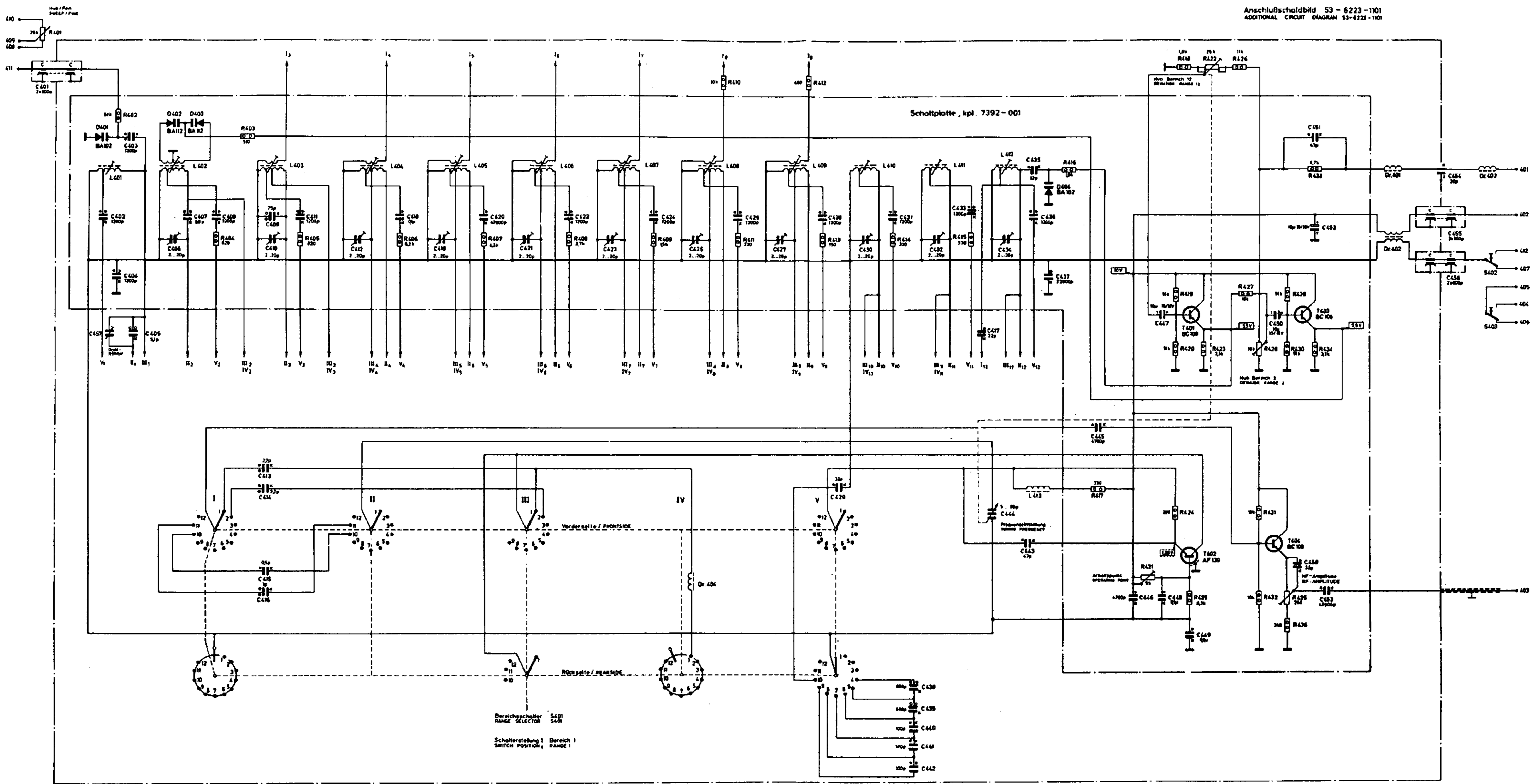
Schaltbild AS4 Wobler



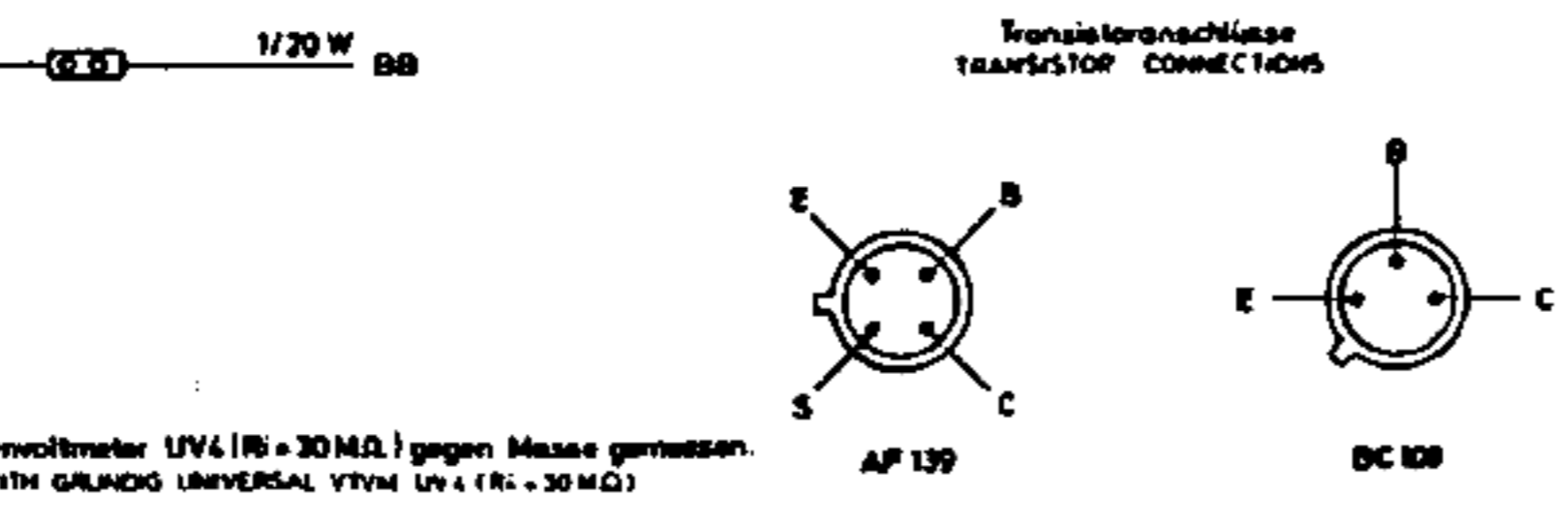
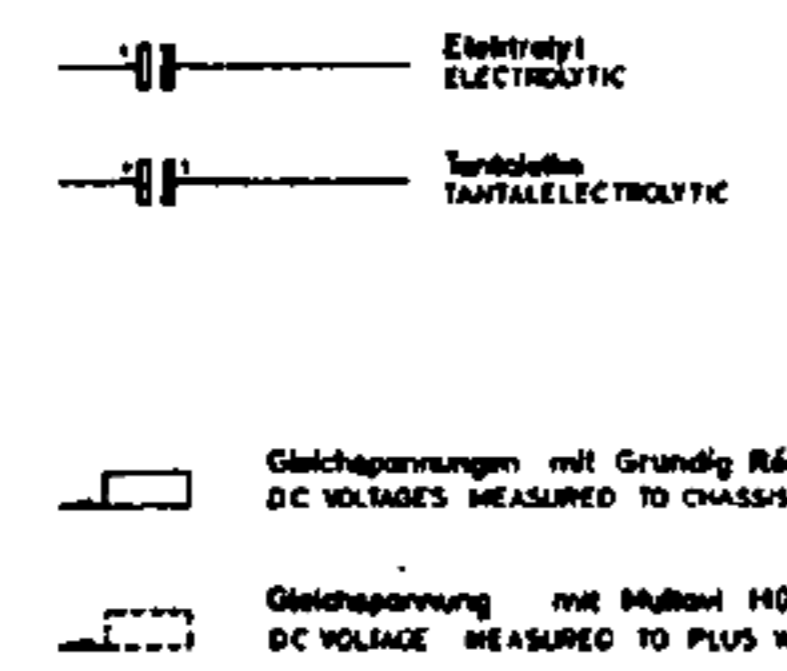
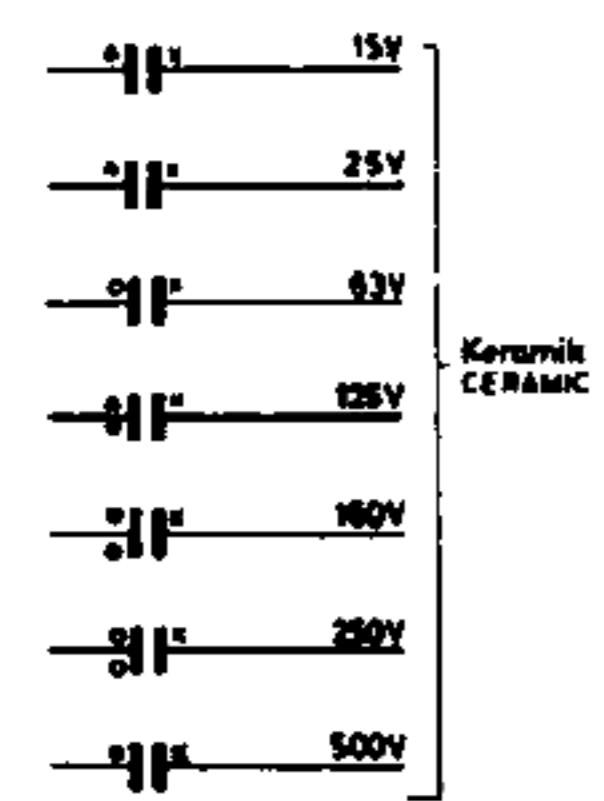
GRUNDIG WERKE GMBH FURTH (BAY.)

Schaltbild AS4 Modulator

(7794-090) 310 67 Ho



|    |     |     |     |     |     |     |     |     |     |     |     |     |     |     |     |     |     |     |  |  |               |
|----|-----|-----|-----|-----|-----|-----|-----|-----|-----|-----|-----|-----|-----|-----|-----|-----|-----|-----|--|--|---------------|
| R: | 401 | 402 | 403 | 404 | 405 | 406 | 407 | 408 | 409 | 410 | 411 | 412 | 413 | 414 | 415 | 416 | 417 | 421 | 426, 427, 428, 429, 430, 431, 432, 433 | 434, 435, 436, 437, 438, 439, 440, 441, 442, 443, 444, 445, 446, 447, 448, 449, 450, 451, 452, 453 | 454, 455, 456 |
| C: | 401 | 402 | 403 | 404 | 405 | 406 | 407 | 408 | 409 | 410 | 411 | 412 | 413 | 414 | 415 | 416 | 417 | 421 | 426, 427, 428, 429, 430, 431, 432, 433 | 434, 435, 436, 437, 438, 439, 440, 441, 442, 443, 444, 445, 446, 447, 448, 449, 450, 451, 452, 453 | 454, 455, 456 |
| L: | 401 | 402 | 403 | 404 | 405 | 406 | 407 | 408 | 409 | 410 | 411 | 412 | 413 | 414 | 415 | 416 | 417 | 421 | 426, 427, 428, 429, 430, 431, 432, 433 | 434, 435, 436, 437, 438, 439, 440, 441, 442, 443, 444, 445, 446, 447, 448, 449, 450, 451, 452, 453 | 454, 455, 456 |



|       |                    |                            |             |             |
|-------|--------------------|----------------------------|-------------|-------------|
| L 401 | HF - BV 9290 - 275 | Schalterstellung S401 : 1  | Bereich     | 10,7 / MOHR |
| L 402 | HF - BV 9290 - 223 | Schalterstellung S401 : 2  | 10,2 - 11,3 | MHZ         |
| L 403 | HF - BV 9290 - 234 | Schalterstellung S401 : 3  | 0,40 - 0,55 | -           |
| L 404 | HF - BV 9290 - 236 | Schalterstellung S401 : 4  | 0,18 - 0,24 | -           |
| L 405 | HF - BV 9290 - 236 | Schalterstellung S401 : 5  | 0,26 - 0,53 | -           |
| L 406 | HF - BV 9290 - 237 | Schalterstellung S401 : 6  | 0,53 - 1,1  | -           |
| L 407 | HF - BV 9290 - 238 | Schalterstellung S401 : 7  | 1,1 - 2,4   | -           |
| L 408 | HF - BV 9290 - 238 | Schalterstellung S401 : 8  | 2,4 - 5,3   | -           |
| L 409 | HF - BV 9290 - 240 | Schalterstellung S401 : 9  | 5,3 - 11    | -           |
| L 410 | HF - BV 9290 - 241 | Schalterstellung S401 : 10 | 11 - 24     | -           |
| L 411 | HF - BV 9290 - 242 | Schalterstellung S401 : 11 | 24 - 53     | -           |
| L 412 | HF - BV 9290 - 243 | Schalterstellung S401 : 12 | 50 - 115    | -           |
| L 413 | HF - BV 9290 - 245 |                            |             |             |

S402, S403 in Arbeitsstellung wenn S401 in Schalterstellung I  
 S402, S403 in OPERATING POSITION IF S401 IN SWITCH POSITION I

600Hz ab Gerät Nr. 1001  
 FOR 50 Hz FROM SERIAL NO. 1001



Schaltbild AS4 HF-Teil

( 7794 · 070 )